



 **HEDSAM X**

The new-generation
access control system

Hedsam X



User manual, RA 5

Weekly program and access card history

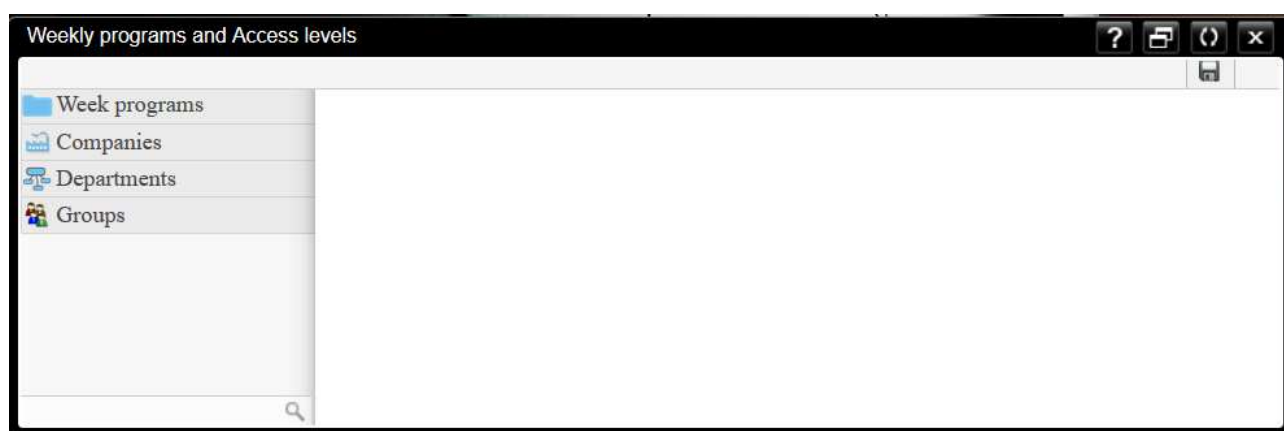
 **HEDENGREN**
Security

RA05_HEDSAM X-WEB MANUAL_v1.2_FI.


Weekly programs and access levels

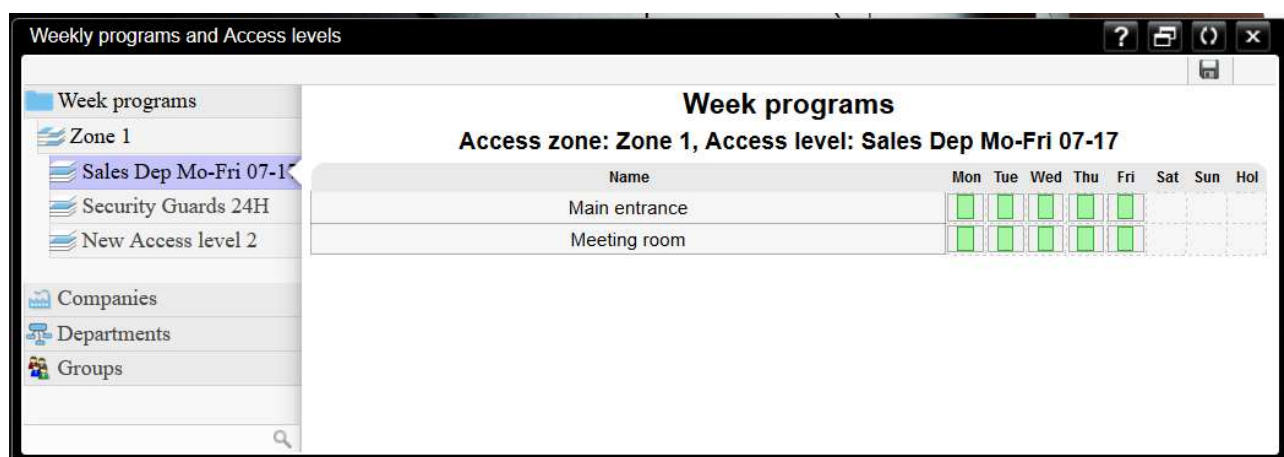
Click on the main menu "Hedengren" icon. And from the menu select "Reports".		Reports
In the window that opens click "Weekly programs and access levels".		 Weekly programs and Access levels


A new window opens with different search criteria on the left.



Click on Week programs and under Zone 1 you find the access levels created here. By clicking on Sale Dep Mo-Fri 07-17 you get a report of to which door it concerns. The green dots tells which day access is allowed. It is recommended to name the access level so it describes its settings.

Reports can be printed by clicking the  button up on the right.



Reports can be printed by clicking on this icon  up on the right.